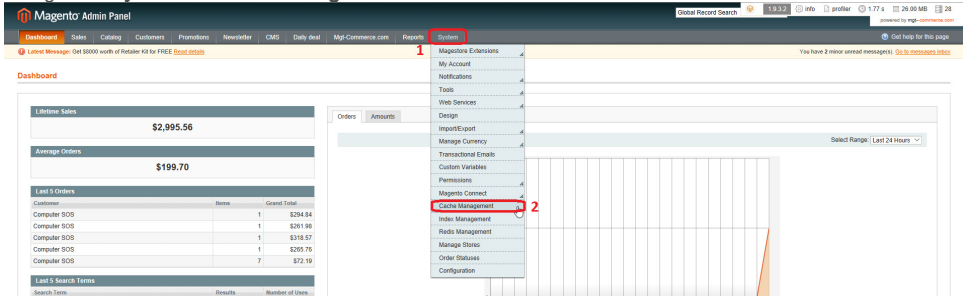


# Magento. How to clear cache

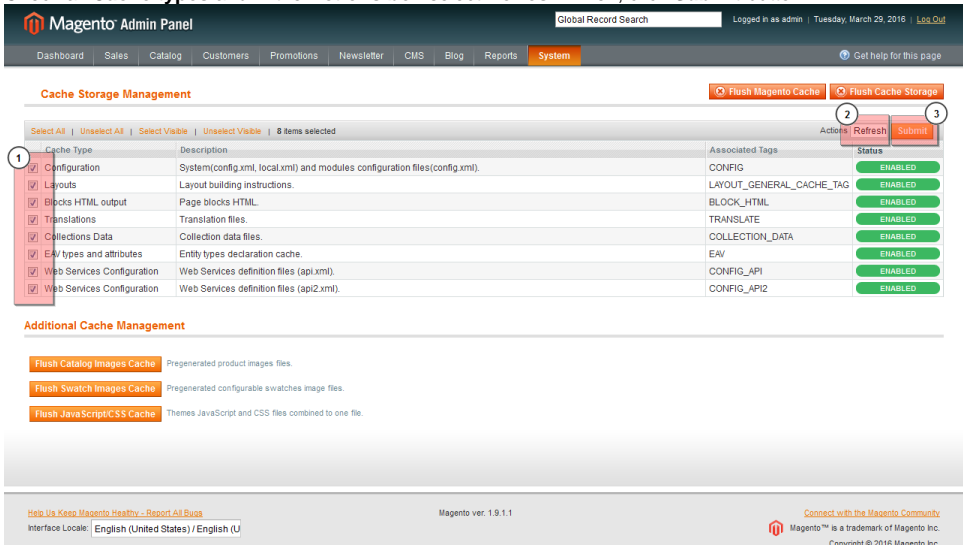
This article will show you how to clear and disable Magento cache. You should keep cache disabled while editing Magento core or template files.

## Step-by-step guide

1. Open your Magento admin panel
2. Navigate to **System -> Cache Management** tab

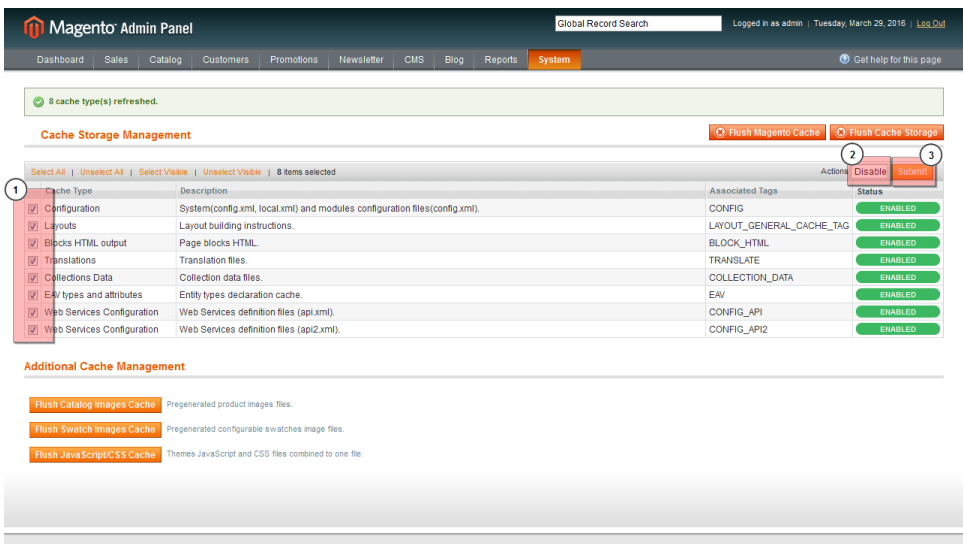


3. Check all **Cache types** and in the **Actions** box select **Refresh**. Then, click **Submit** button.



4. Select all **Cache types** and in the **Actions** box select **Disable**. Click **Submit** button again.

**i** Only disable Magento Cache if you are planning on making design changes. Re-enable when you are done for site speed improvement



## Flushing Catalog Images Cache

If images on your site are showing up on the Product View page, but not on the catalog page, you likely need to clear your Catalog Images Cache. This can be done by clicking the orange button below, under **Additional Cache Management**.

### Cache Storage Management

Select All   Unselect All   Select Visible   Unselect Visible   0 items selected		
	Cache Type	Description
<input type="checkbox"/>	Configuration	System(config.xml, local.xml) and modules configuration files(config.xml).
<input type="checkbox"/>	Layouts	Layout building instructions.
<input type="checkbox"/>	Blocks HTML output	Page blocks HTML.
<input type="checkbox"/>	Translations	Translation files.
<input type="checkbox"/>	Collections Data	Collection data files.
<input type="checkbox"/>	EAV types and attributes	Entity types declaration cache.
<input type="checkbox"/>	Web Services Configuration	Web Services definition files (api.xml).
<input type="checkbox"/>	Web Services Configuration	Web Services definition files (api2.xml).

### Additional Cache Management

<b>Flush Catalog Images Cache</b>	Pregenerated product images files.
<b>Flush Swatch Images Cache</b>	Pregenerated configurable swatches image files.
<b>Flush JavaScript/CSS Cache</b>	Themes JavaScript and CSS files combined to one file.

## Related articles

- [Magento 2: How to setup order confirmations and copies/store email addresses/transactional emails](#)
- [Magento: How to send copies of order emails.](#)
- [Magento: How to Setup/change Store Email Addresses](#)
- [Counterpoint: How to Create an Ecommerce Category and Add Items](#)
- [Magento 2: How to Set Up Related Products](#)